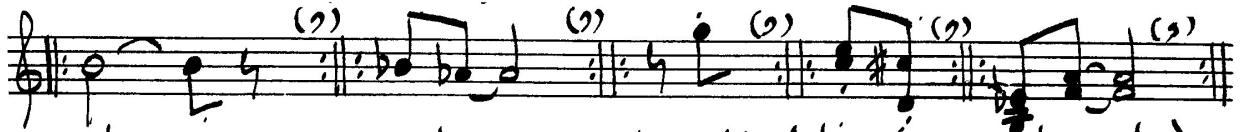
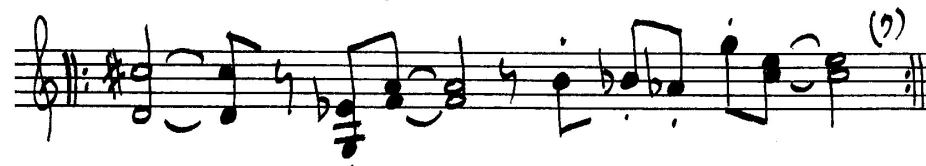

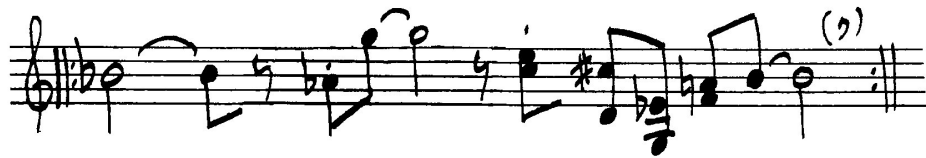
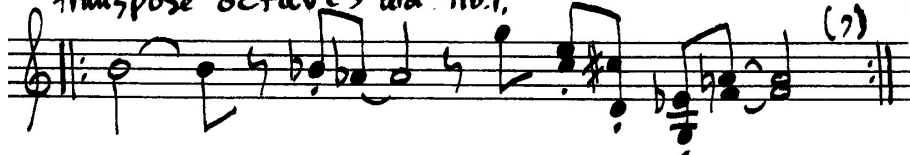


Mantra for Fiddle

Repeat each phrase as many times as you wish. (?) = short, optional pause. When finished with one phrase, go on to next.



dynamics are up to you; so is articulation (pizz. col legno etc.)
transpose octaves ad lib.



2.

The image shows a handwritten musical score consisting of seven staves of music. Each staff begins with a treble clef, a key signature of one flat (B-flat), and a 4/4 time signature. The music is written in a style that suggests it is for a single melodic line, possibly for a flute or violin. The notation includes various note values (quarter, eighth, and sixteenth notes), rests, and dynamic markings. Each staff concludes with a double bar line and a repeat sign, followed by a circled number (1) indicating a first ending. The handwriting is clear and legible, with some corrections and annotations visible throughout the score.

when you have played through all the phrases, you may continue, playing the phrases in any order + repeating ad lib.